

The Cutting Edge for Designing and Illustrating Books

2012 San Francisco Writers Conference



Peter Beren
www.PeterBeren.com



Joel Friedlander
www.TheBookDesigner.com

The world of illustrated books is changing


Publishing Illustrated Books: **Choices for Self-Publishers**

1.

Traditional Offset Printing



Hybrid text/illustrations



air

on if the voyage now seems
 dia back under the Golden

es, and all I can do is try to
 my demise. Because, as the
 of this alive.

aps for long and have since
 bucket of cold water on my
 continue my journey with
 e time. Maybe the lows are

s, which will include going
 in. Not sure what to expect,

this journey to me; I was unfor-
 tures. It felt like the other side

of the world, which, of course, it was. From our Thailand departure, this feeling
 continued until we reached the Mediterranean. It wasn't bad; in fact, it was new
 and exciting, and proved to me I truly was on the adventure of a lifetime. Even so,
 friends and family were concerned about the territory we were sailing into, and
 that only put me more on edge...

200

CHAPTER 13

Not Much In the Way of Food,
 But the Fuel's Terrific!


*"The church says the earth is flat, but I know that it is round,
 for I have seen the shadow on the moon, and I have more faith
 in a shadow than in the church."*
 FERDINAND MAGELLAN

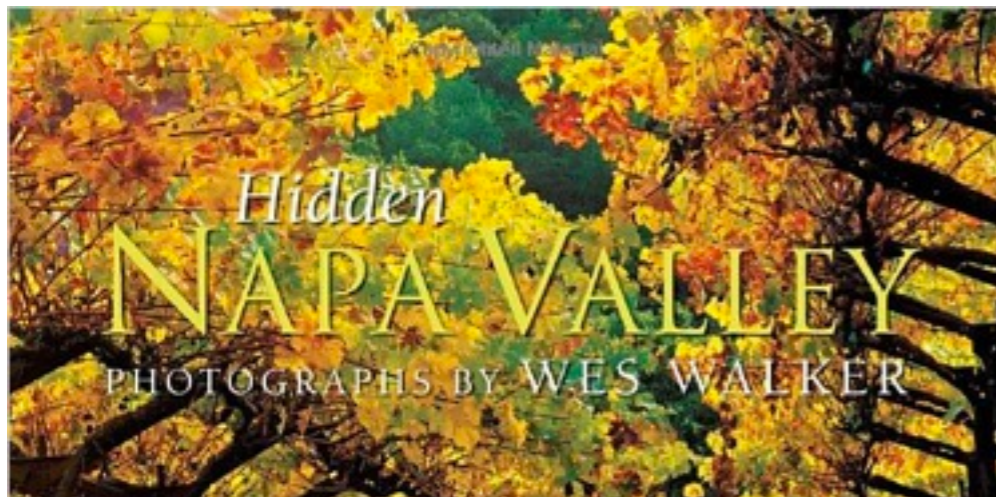
✉ Email / February 10, 2005
 Sometimes I have to pinch myself. We are about to cross the
 Indian Ocean... I can't believe I'm actually doing this.

We left Langkawi, Malaysia, yesterday morning and are now heading
 west across the Andaman Sea, south of the Nicobar Islands, south of Sri
 Lanka, and then northwest to Uligan in the Maldives, a total distance of
 1,650 miles. After a rest in the Maldives, we have another 1,500 miles to
 Djoubiti in the Red Sea, so we have a lot of sailing in the next few weeks.

All is well aboard. That includes the autopilot, which is working
 like a champ. We are having some issues with our GPS as it keeps los-
 ing its position, but we have backups, and those are working fine. Ken

201





Fully-illustrated, Art or Photography



12

A glorious time! Vines are being reborn. Sap begins to flow upward. Days are warming. Buds swell, popcorn fuzz peeks out, and tiny iridescent green leaves and stems stretch forth. These fragile shoots are vulnerable and need protection. They are tender and tasty to rabbits, deer, and insects, perfect for mildew, and can be blackened by frost. Wine growers are guardians and guides during these critical times.

Randle Johnson, viticulturist

Napa County Iris Gardens. Located in Steele Canyon, near Lake Berryessa. (preceding spread)

The pond and vineyards at Artesa Winery with spring mustard in bloom.




172 pages, \$19.95

2.

Digital Printing



Digital print-on-demand




FREEFORM PEYOTE BEADING

Design & Creation of
Original Wearable Art Jewelry

Karen Williams
Skunk Hill Studio

bead-worked peyote stitch are extremely useful. You work around it.

Use bridges to connect the ends of the larger body of its sides.




Adding an accent bead using a bridge.
Tip: The smaller bead help hold more beads along the bridge. Before, several rows of peyote stitch begin to rise the accent bead into the main body of work. Think how far you want the bead to sit.

Adding Accent Beads. Use bridges to add accent or focal beads. String one or more structural beads on either side of the larger bead to ease the transition. You may decide to work additional rows of peyote stitch along the bridge. The bridge will then become an alternate pathway and part of the main body of your piece.

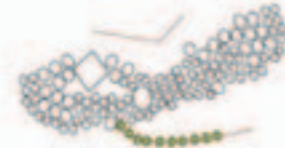


Close-up of various accent types of bridges.



Adding bridges to either side of accent bead. Before beginning to work, place each of the larger beads. Again, use the tip to starting to work bead rows and bridges.

The Zinger




Curve Corrections. As you continue to stitch, your work will likely begin to curve. To straighten a curve, add a bridge on the opposite edge from the direction of the curve. The bridge should be slightly shorter than the length it needs to span. As you tighten the tension, the work will pull back towards the bridge, away from the original curve. The shorter you make a particular bridge compared to the distance it needs to span, the greater the resultant curve.

Curve Corrections often cause a raised ridge near your bridge. Think of the raised area as surface texture and incorporate it into your developing design. I often add a larger accent bead to curve correction bridges. The raised bead work caused by the curve correction will cup around the accent bead like a cuff.

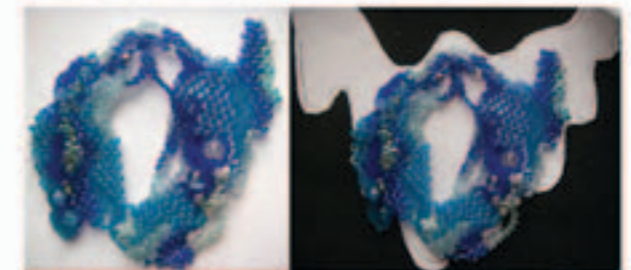
Curve Bridges. Work bridges across the top of your piece to marry color sections and add visual and dimensional accents. Generally, you will not want to work additional rows of peyote stitch off of these bridges. However, you can wind and intertwine multiple bridge lines across the top of a piece to great effect.

When you create a bridge, make sure to run your needle and thread through it at least twice. This will help protect the integrity of the piece in the event of any future thread breakage.



Bridges worked across the surface of the piece. One bridge can also be structural or decorative.

Putting it All Together



Use a variation, a regularly repeating motif by stitching to the neck up to nearly size and placement.

Left: Color and settings with the neck. This is 2011. Below: design work.

My original plan called for multiple pieces of sea glass. In the end, I only used the single piece as this brought it into even greater focus, though I did use a smaller piece of sea glass in one of the matching earrings.

Deep shape beads in iridescent white, blue-green and turquoise added the feel of bubbles or froth.

The sea glass was added last, once the rest of the stitching was complete, capturing it with multiple bridges and finishing the piece.

86 pages, \$24.95

Opening the Gates of the Heart

A JOURNEY OF HEALING



CAROLYN CJ JONES

Pillar of Strength

Perhaps, rather than thinking I must make my morals, truth, and integrity match another's, I can determine what resonates with my own heart. When it does, I have the strength of a pillar.

42

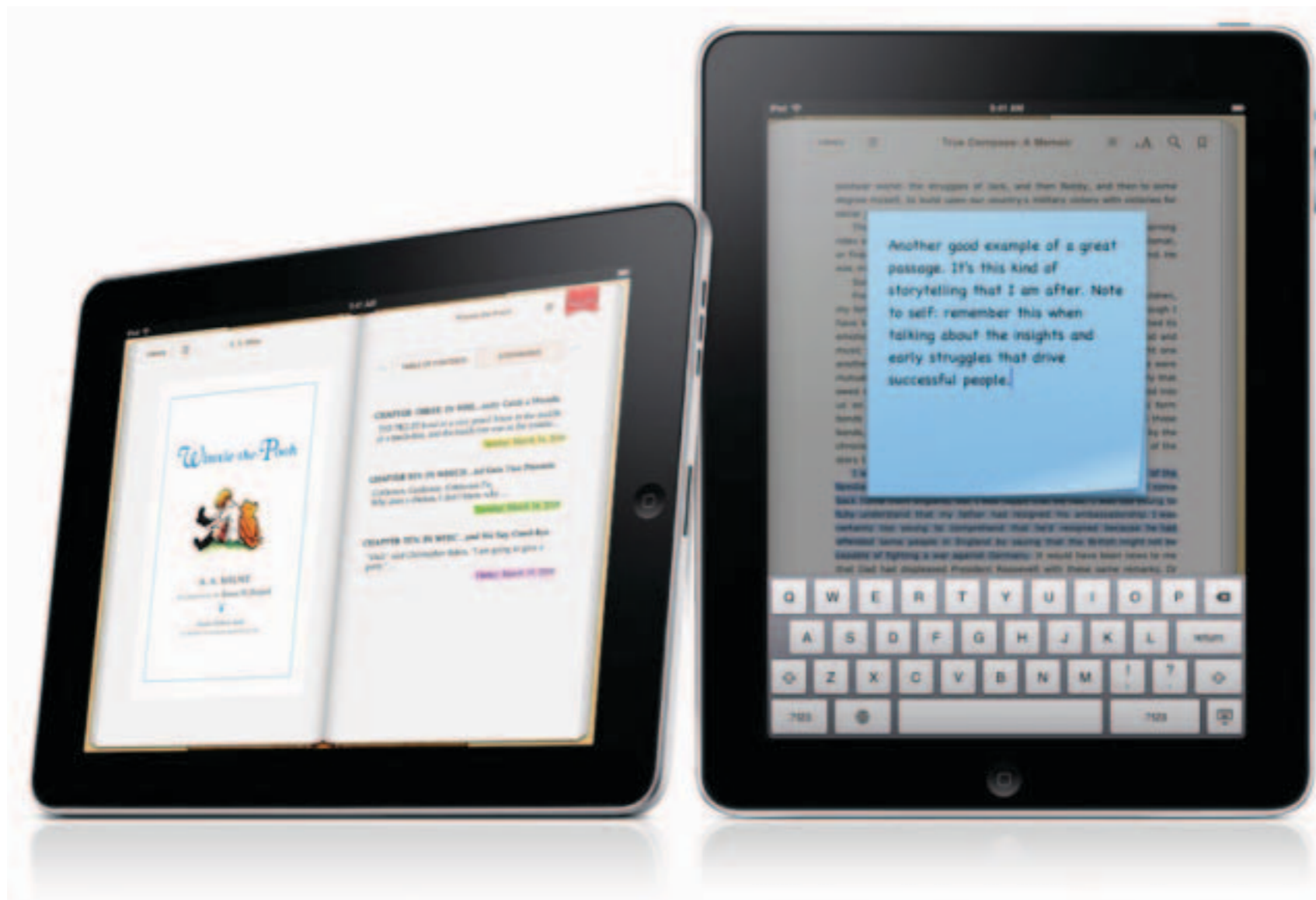
Digital short-run

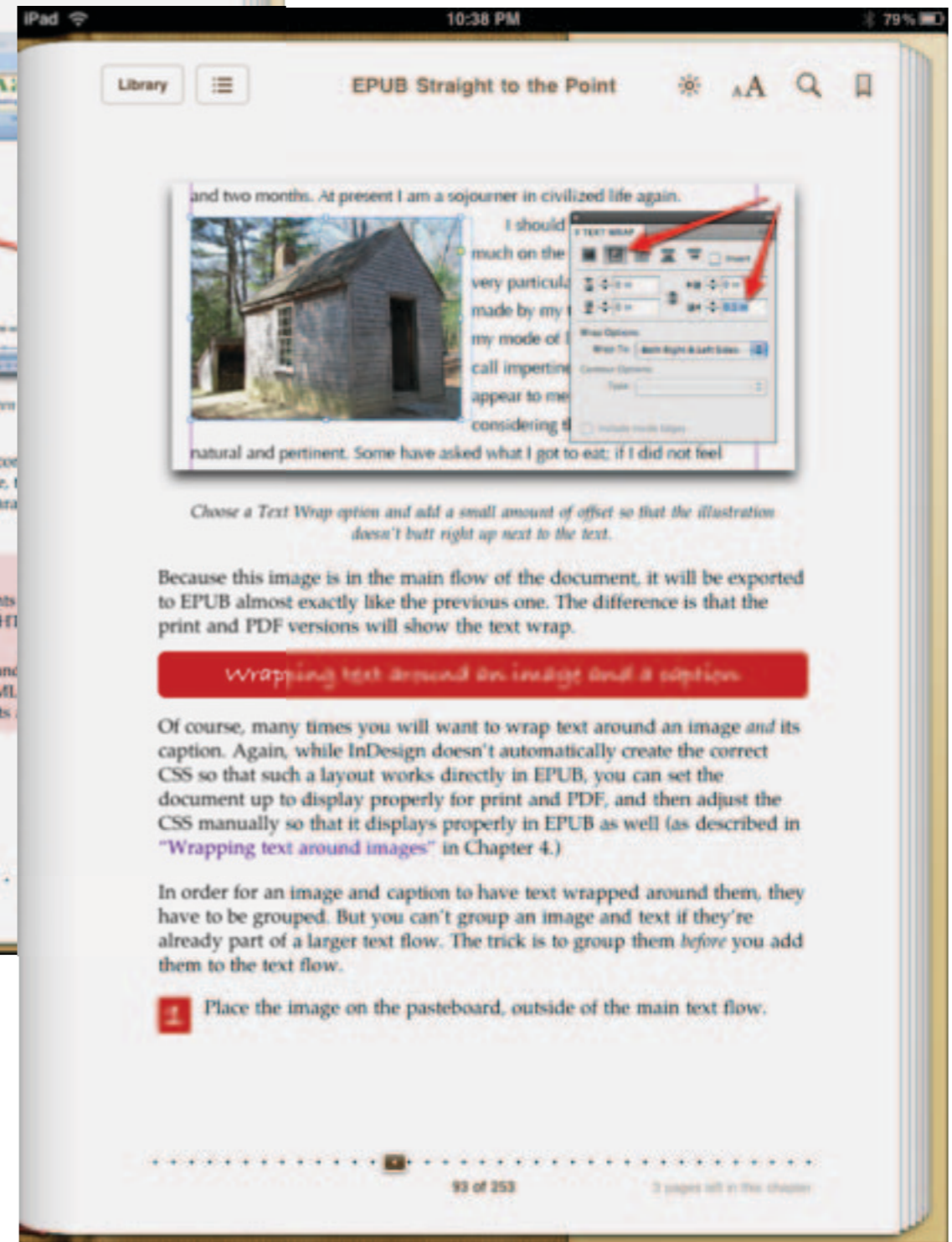
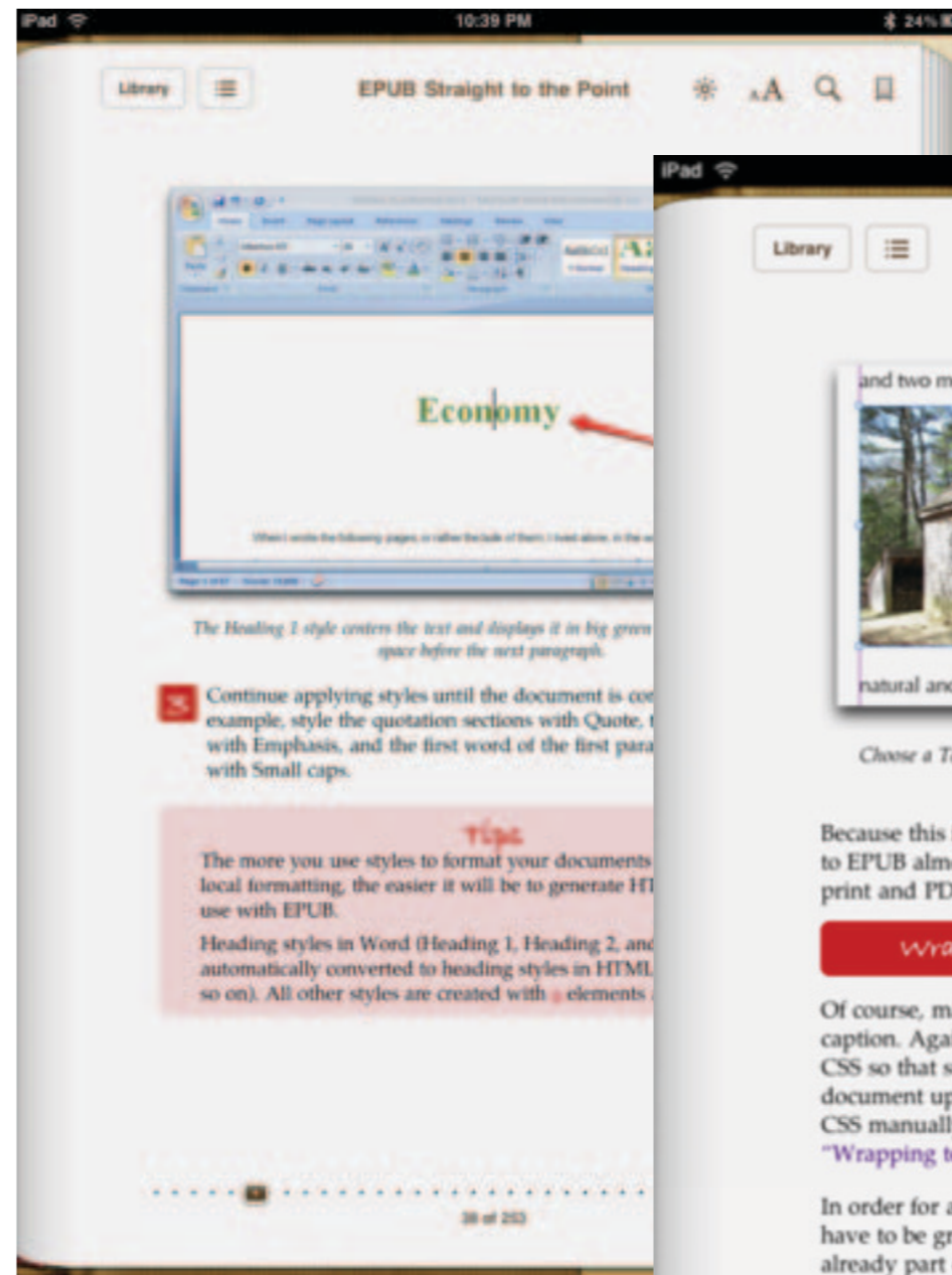
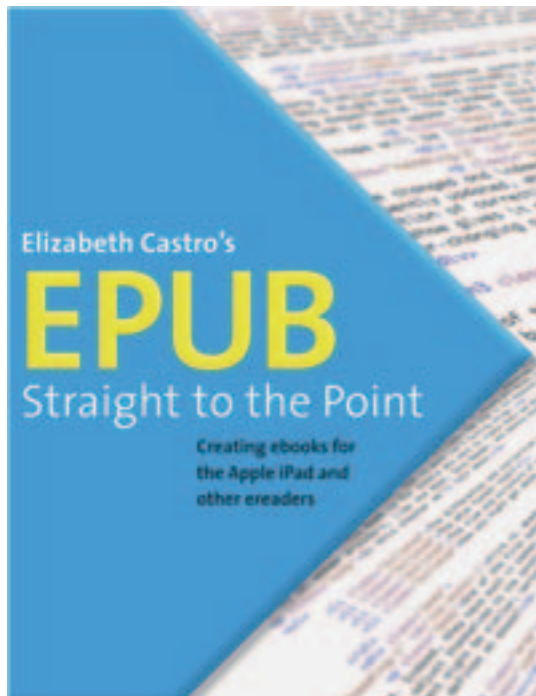
96 pages, \$43.95



43

3. eBooks?



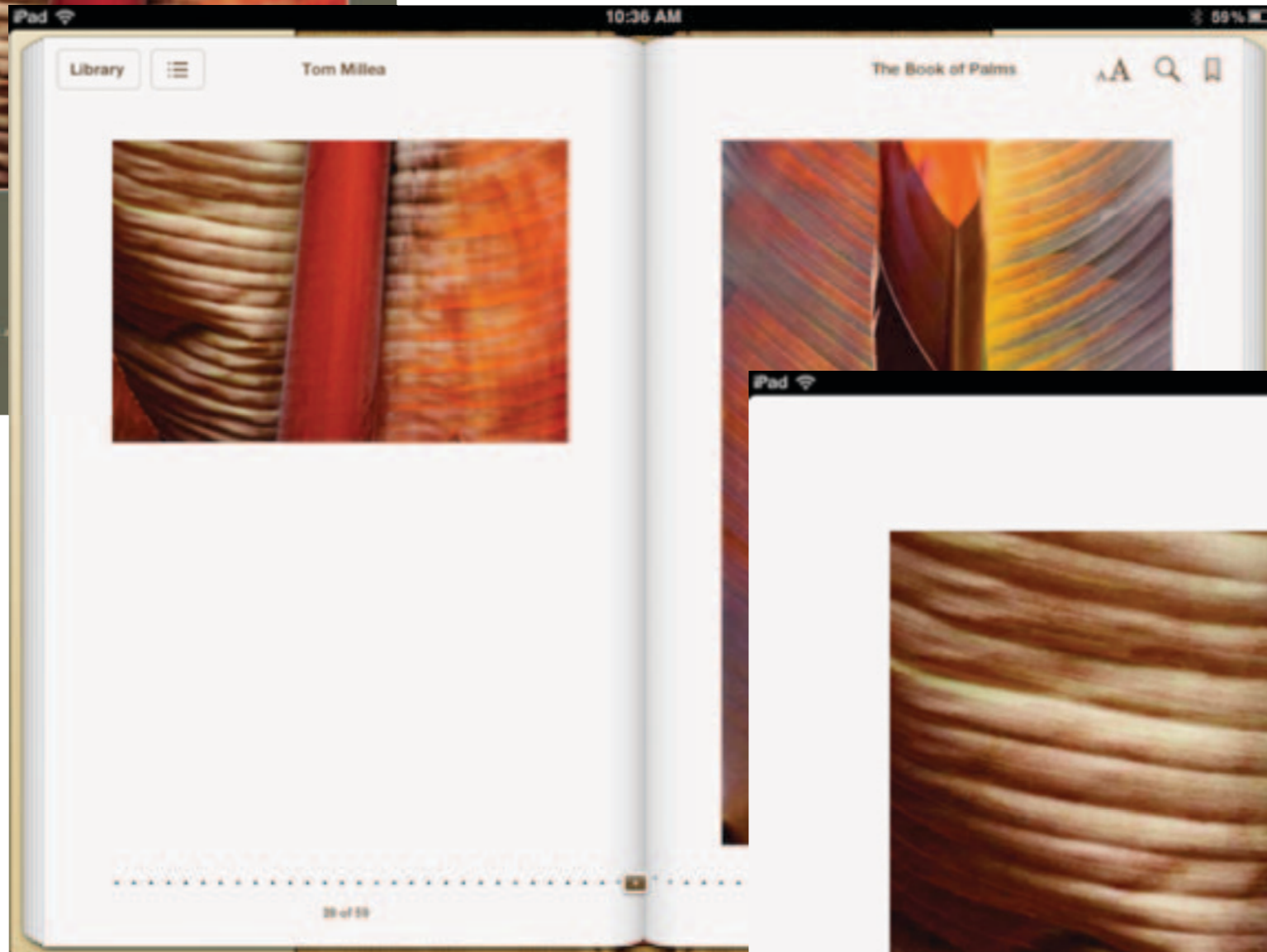


192 pages, \$29.95
 iBooks, \$14.95

The Book of Palms



Art books on iPad



Apple iBooks Author

